




Test and select

What is it? This activity is a “spatial survey” that can be used to understand ideas and experiences of **young children**. They may not be able to verbally express themselves, so this tool is a suggestion of a designing activity that you could run with the youngest participants. It consists of a set of design-focused questions that you discuss with children living or playing in the space your project is targeting (nursery, home, park).

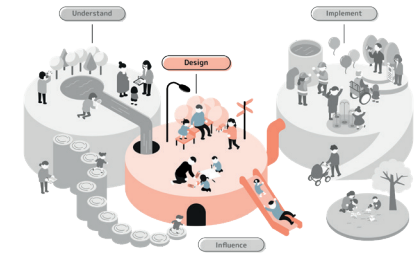
How to use it? This tool is about exploring design ideas with children by asking them to **test through experience/movement** and **select (vote)** for options. Depending on the age of children, prepare either (1) boards with questions on which they could vote with stickers (older children that can read, bigger group of children), or (2) small emotion boards for every child (younger children that can't read, medium group size such as a nursery group). For either of the two options, think carefully about **1-5 places** where you want to explore design ideas. In each place, formulate a **set of questions** you want to explore with children. Think of the question that would guide the design of a policy, urban furniture, public place or a service. Use **photographs and videos** to document children's answers.

Keep in mind: When you collect the results, try interpreting them with **caregivers** (teachers, parents, older siblings) that were present during the activity, or that came to collect their children afterwards. This will help you to make sense of the answers collected. If you have noticed anything unusual or something that particularly attracted your attention, bring it up in the discussion with their caregivers, asking for support from competent professionals if needed.

Map + route



- Format**
activity
- Group size**
big
- Time**
1-2 hours
- Facilitation experience**
moderate



Place 1:

Questions:

Place 2:

Questions:

Place 3:

Questions:

Test and select

#example

See how **Espacio Ludico** designed the Playful Survey in the square that is in the focus of their project proposal “Sensing the City” in Montevideo, Uruguay (October 2022):

Playful Survey



What is your favorite place in this neighbourhood?

Children's favourite places are equipped public spaces and educational institutions.

This shows the importance of these spaces as spaces that could influence at a household level, spaces with the potential to modify the behaviors that are generated within homes. These spaces and their surroundings are areas of opportunity.

What trajectories do you do without an adult looking after you?

There is a higher percentage of children who walk without the company of an adult compared to those who don't.

This information coincides with the data recovered through the site observations, in which we observed children walking and cycling without adult supervision.

These children's journeys on their own show the need to create safe networks and to understand streets and sidewalks as spaces of opportunity to enhance rich sensory experiences.

Who do you go to school with?

The highest percentage (78%) of children under 12 years old attend school in the company of a caregiver.

How do you go to your educational institution?

How would you like to go?

The majority of children from 6 to 11 years old go to school walking.

Children under 12 years old express they would like to go cycling (27%), by private car (23%), or by school van (21%).

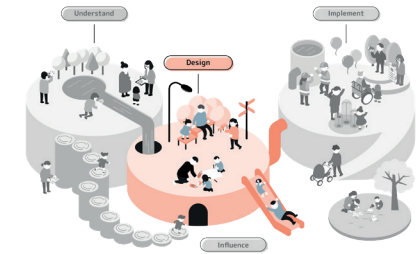
What is the main transport you use with children?

Which would you prefer?

Caregivers' answers match children's responses, expressing that walking is the main mode of mobility.

Caregivers express that they would like to go walking or by bike, which shows an opportunity to work on that aspect.

- Format activity
- Group size big
- Time 1-2 hours
- Facilitation experience moderate



Huasipichanga designed emotion boards using paper plates, and asked children to test design ideas for the “School into Nature” project proposal in Cuenca, Ecuador (October 2022):

